



**SAN ANTONIO AREA FOUNDATION  
ANIMAL SERVICES PROGRAM SUMMARY - ACTIVITY AND FINANCIAL REPORT  
JANUARY - JUNE 2016**

**Overview**

This document provides an update of community-wide goals for the no-kill effort and grants awarded from Area Foundation funds that help achieve the no-kill goal.

Numeric and percent of intake goals in the 2016 Goal column for Rescue Groups, Comprehensive Adoption Programs, Pet Retention and Compassionate Director are based on actual intake of animals at the Animal Care Services shelter. Numeric goals for Feral Cat TNR Program and High-Volume, Low-Cost Spay/Neuter are based on the total number of sterilizations possible if all clinics were operating at full capacity.

**Overview**

<b>No Kill Equation Component</b>	<b>2016 Actual YTD</b>	<b>2016 Goal YTD</b>	<b>Percent of Goal Achieved</b>	<b>Increase or Decrease from 2015 YTD</b>
<i>High-Volume, Low-Cost Spay/Neuter</i>	29,682	33,750	88%	Increase of 170 (1%)
<i>Feral Cat TNR Program</i>	5,838	4,500	130%	Increase of 2,892 (98%)
<i>Rescue Groups</i>	7,223	7,400	98%	Decrease of 314 (4%)
<i>Comprehensive Adoption Programs</i>	3,494	3,400	103%	Increase of 283 (9%)
<i>Pet Retention Returns to Owners</i>	2,924	1,950	150%	Increase of 1,160 (66%)
<i>Compassionate Director (Total Live Release)</i>	13,641	12,750	105%	Increase of 1,129 (9%)
<i>Intake at Animal Care Services</i>	16,385	15,000	109%	Increase of 965 (6%)
<i>Total Community Live Release</i>	23,625			Increase of 729 (3%)
<i>Total Community Intake</i>	27,792			Increase of 574 (2%)
<i>Deceased Dog and Cat Pickup</i>	10,459			Decrease of 808 (7%) (A decrease is good for this!)

## NO KILL EQUATION STATUS

No Kill Equation Component	Program (s)	Agencies	2016 Goal	2016 Actual	2015 Actual	Actions Required to Achieve Goals
<b>High-Volume, Low-Cost Spay/Neuter</b>	Free and low-cost surgeries.  Community Education and Awareness Campaign.	ACS ADL HCAL Petco Clinic SAHS SNAP SNIPSA	16,875 sterilizations per quarter based on all high-volume clinics working at full capacity.  67,500 Goal in 2016 (reduced due to SpaySA closing)	15,467 in Q1 14,215 in Q2  29,682 Total thru Q2 2016 (38% were free)  (1% increase over 2015)  88% of Q2 2016 goal	14,335 in Q1 15,177 in Q2  29,512 Total thru Q2 2015 (35% were free)  70% of Q2 2015 goal	<ul style="list-style-type: none"> <li>Eliminate no shows in clinics to reach full capacity (67,500). <b>Ongoing</b></li> <li>Pursue PR and Awareness campaign. <b>Ongoing</b></li> <li>Implement MASH Clinic Spay Days. <b>Done</b></li> <li>Implement Vet and Vet Tech training to expand number of qualified personnel.</li> <li>Develop additional capacity to Spay/Neuter 100,000 animals annually to achieve zero stray population growth. <b>In-progress</b></li> </ul>
<b>Feral Cat TNR Program</b>	Feral Cat promotional events.  Free and low-cost surgeries.	SA Feral Cat Coalition Best Friends ACS ADL HCAL Petco Clinic SAHS SNAP	2,250 sterilizations per quarter  9,000 Goal in 2016 (same as last year)	3,752 in Q1 2,086 in Q2  5,838 Total thru Q2 2016 (54% of all cats)  (98% increase over 2015)  130% of Q2 2016 goal	1,201 in Q1 1,745 in Q2  2,946 Total thru Q2 2015 (27% of all cats)  65% of Q2 2015 goal	<ul style="list-style-type: none"> <li>Develop capacity to Spay/Neuter 9,000 feral cats annually. <b>In Progress</b></li> <li>Recruit citizens to manage cat colonies. <b>Ongoing</b></li> <li>Develop a network of participating clinics.</li> </ul>

No Kill Equation Component	Program (s)	Agencies	2016 Goal	2016 Actual	2015 Actual	Actions Required to Achieve Goals
<b>Rescue Groups</b>	Transfer to Rescue Program.  Note: These numbers include community cats Trapped, Neutered and Released (TNR).	ACS Rescue Groups	3,700 transfers to rescue and TNRs quarterly.  14,800 Goal in 2016 (increase from last year's goal of 14,600)  49% of <u>projected</u> intake goal	3,466 in Q1 3,757 in Q2  (4% decrease from 2015)  7,223 Total thru Q2 2016 (98% of Q2 2016 goal)  44% of <u>actual</u> intake	3,311 in Q1 4,226 in Q2    7,537 Total thru Q1 2015 (103% of Q2 2015 goal)  49% of <u>actual</u> intake	<ul style="list-style-type: none"> <li>• Simplify process and make supporting rescue a priority at ACS. <b>Done</b></li> <li>• Increase capacity in rescue community. <b>In Progress</b></li> <li>• Develop Long Distance Transport process. <b>On-going</b></li> </ul>
<b>Comprehensive Adoption Programs</b>	On-site and Off-site Adoption Program at ACS.	ACS	1,700 adoptions each quarter.  6,800 Goal for 2016 (increase from last year's goal of 6,200)  23% of intake goal	1,780 in Q1 1,714 in Q2  (9% increase over 2015)  3,494 Total thru Q2 2016 (103% of Q2 2016 goal)  22% of actual intake	1,619 in Q1 1,592 in Q2    3,211 Total thru Q2 2015 (104% of Q2 2015 goal)  21% of actual intake	<ul style="list-style-type: none"> <li>• Conduct multiple off-site adoptions per month. <b>Ongoing</b></li> <li>• Organize more weekend adoption events for rescue groups and foster homes. <b>Ongoing</b></li> <li>• Purchase and deploy Adoption vehicles. <b>Done</b></li> <li>• Develop PR opportunities for Adoption Events. <b>Ongoing</b></li> </ul>

No Kill Equation Component	Program (s)	Agencies	2016 Goal	2016 Actual	2015 Actual	Actions Required to Achieve Goals
<b>Pet Retention</b>	Return to Owner Program.  Owner Surrender Reduction Program at ACS.  Community Education Programs.  Licensing and Microchip Registration Program.	ACS ADL SAHS SAPA	975 returns to owners each quarter.  3,900 Goal in 2016 (increase from last year's goal of 2,400)  13% of <u>projected</u> intake	1,445 in Q1 1,479 in Q2  (66% increase over 2015)  2,924 Total thru Q2 (150% of Q2 2016 goal)  18% of <u>actual</u> intake	836 in Q1 938 in Q2  1,764 Total thru Q2 (147% of Q2 2015 goal)  12% of <u>actual</u> intake	<ul style="list-style-type: none"> <li>• ACOs to look up and return lost pets in the field. <b>Ongoing</b></li> <li>• San Antonio Humane Society and San Antonio Pets Alive! programs to address Owner Surrender that seek solutions so that owners can keep their pets. <b>Ongoing</b></li> <li>• Community Responsible Pet Ownership oriented events. <b>Ongoing</b></li> </ul>
<b>Foster Care</b>	Foster Care Program at ACS.	ACS	750 foster placements each quarter.  3,000 Goal in 2016.  10% of <u>projected</u> intake	280 in Q1 558 in Q2  (38% increase over 2015)  838 Total thru Q2 (56% of Q2 2016 goal)  5% of actual intake	217 in Q1 389 in Q2  606 Total thru Q2 (61% of Q2 2015 goal)  4% of actual intake	<ul style="list-style-type: none"> <li>• Develop and present regular foster orientation classes. <b>Ongoing</b></li> <li>• Develop and present support training classes for foster parents (bottle babies, pet first aid, etc.) <b>Ongoing</b></li> <li>• Continue to grow the foster care program. <b>Ongoing</b></li> </ul>

No Kill Equation Component	Program (s)	Agencies	2016 Goal	2016 Actual	2015 Actual	Actions Required to Achieve Goals
<b>Medical and Behavior Rehabilitation</b>	<p>Medical and Behavior Rehabilitation Program.</p> <p>Rescue Capacity for Rehabilitation Program.</p> <p>Note: We do not have statistics on the number of animals adopted after medical and behavioral rehabilitation.</p>	ACS Rescue Groups		<p>1,021 in Q1 1,299 in Q2</p> <p>Treatable and unhealthy dogs and cats live release.</p> <p>2,320 thru Q2 2016</p> <p>17% of total live release 50% of treatable and unhealthy intake</p>	<p>695 in Q1 1,296 in Q2</p> <p>Treatable and unhealthy dogs and cats live release.</p> <p>1,991 thru Q2 2015</p> <p>16% of total live release 45% of treatable and unhealthy intake</p>	<ul style="list-style-type: none"> <li>• Develop a medical and behavior rehabilitation program.</li> <li>• Develop tracking mechanism to measure impact of the rehabilitation program.</li> <li>• Increase rescue capacity for rehabilitation.</li> </ul>
<b>Public Relations/ Community Involvement</b>	<p>Animal No-kill Fundraising program</p> <p>No-kill related grants from San Antonio Area Foundation</p>	<p>Consortium of Partners Talk About It events</p> <p>San Antonio Area Foundation</p>		<p>\$0 raised in Q1 (0 gifts) \$8,207 raised in Q2 (5 gifts)</p> <p>\$8,207 raised thru Q2 2016 (5 gifts)</p> <p>\$116,163 awarded thru Q2 2016 (5 grants)</p>	<p>\$43 raised in Q1 (1 gift) \$6,229 raised in Q2 (6 gifts)</p> <p>\$6,272 raised thru Q2 2015 (7 gifts)</p> <p>\$47,312 awarded thru Q2 2015 (7 grants)</p>	<ul style="list-style-type: none"> <li>• See detailed breakdown on Page 8.</li> </ul>

No Kill Equation Component	Program (s)	Agencies	2016 Goal	2016 Actual	2015 Actual	Actions Required to Achieve Goals																																
<b>Compassionate Director</b>	Set goals for Live Release and challenge staff to meet them:  30,000 Intake  25,500 Live Releases in 2016 (85% LRR) <ul style="list-style-type: none"> <li>• 6,800 Adoptions</li> <li>• 13,850 Transfers to Rescue</li> <li>• 3,900 Returns to Owners</li> <li>• 950 TNRs</li> </ul>	ACS	6,375 live releases each quarter.  25,500 Goal in 2016 (increase from last year's goal of 23,200)  85% of <u>projected</u> intake	6,691 in Q1 6,950 in Q2  13,641 Total thru Q2 2016 (107% of 2016 goal)  (9% increase over 2015)  89% of <u>actual</u> intake  84% of Healthy & Treatable dogs and cats	5,766 in Q1 6,746 in Q2  12,512 total thru Q2 2015 (108% of 2015 goal)  82% of <u>actual</u> intake  83% of Healthy & Treatable dogs and cats	<ul style="list-style-type: none"> <li>• Document policies and procedures and train staff.</li> <li>• Develop programs to promote an atmosphere and culture of Live Release.</li> <li>• Maintain high level of candid communication and transparency with the community.</li> </ul>																																
<b>Intake and Summary Notes</b>	No-kill is defined as the live release of all healthy, treatable and adoptable dogs and cats. Using medical and behavioral standards defined by all San Antonio shelters, 4% of the animals that enter the ACS shelter were categorized as "unhealthy and untreatable" in 2015. 96% of the animals brought into the shelter were healthy, treatable, and adoptable. This is an 11% increase over 2014.		The numeric and percent of intake goals are based on 2016 <u>projected</u> intake and live release goals.  30,000 Goal in 2016 (increase from last year's goal of 29,000)	The percent of intake figures are based on <u>actual</u> intake in 2016. 7,671 in Q1 8,714 in Q2  16,385 total thru Q2 2016 (109% of 2016 goal)  (6% increase over 2015)  Actual Healthy and Treatable Intake was 97% in 2016 thru Q2	Actual Intake in Calendar 2015: <u>30,225</u> 6,814 in Q1 8,606 in Q2  15,420 total thru Q2 2015 (106% of 2015 goal)  Actual Healthy and Treatable Intake was 96% in 2015 thru Q2	<table border="1"> <caption>ACS Only - Intake, Live Release, and Euthanasia (Estimated Values)</caption> <thead> <tr> <th>Quarter</th> <th>Intake</th> <th>Live Release</th> <th>Euthanasia</th> </tr> </thead> <tbody> <tr> <td>Q2 2010</td> <td>12,500</td> <td>3,000</td> <td>9,000</td> </tr> <tr> <td>Q2 2011</td> <td>15,500</td> <td>4,000</td> <td>11,500</td> </tr> <tr> <td>Q2 2012</td> <td>19,000</td> <td>10,500</td> <td>8,500</td> </tr> <tr> <td>Q2 2013</td> <td>14,500</td> <td>11,000</td> <td>3,500</td> </tr> <tr> <td>Q2 2014</td> <td>15,000</td> <td>11,500</td> <td>3,500</td> </tr> <tr> <td>Q2 2015</td> <td>15,500</td> <td>12,500</td> <td>3,000</td> </tr> <tr> <td>Q2 2016</td> <td>16,500</td> <td>14,000</td> <td>2,500</td> </tr> </tbody> </table>	Quarter	Intake	Live Release	Euthanasia	Q2 2010	12,500	3,000	9,000	Q2 2011	15,500	4,000	11,500	Q2 2012	19,000	10,500	8,500	Q2 2013	14,500	11,000	3,500	Q2 2014	15,000	11,500	3,500	Q2 2015	15,500	12,500	3,000	Q2 2016	16,500	14,000	2,500
Quarter	Intake	Live Release	Euthanasia																																			
Q2 2010	12,500	3,000	9,000																																			
Q2 2011	15,500	4,000	11,500																																			
Q2 2012	19,000	10,500	8,500																																			
Q2 2013	14,500	11,000	3,500																																			
Q2 2014	15,000	11,500	3,500																																			
Q2 2015	15,500	12,500	3,000																																			
Q2 2016	16,500	14,000	2,500																																			

No Kill Equation Component	Program (s)	Agencies	2016 Goal	2016 Actual	2015 Actual	Actions Required to Achieve Goals																																
<b>San Antonio Community Live Release</b>	Live release from the San Antonio adoption and rescue community, including ACS. This total includes municipal and nonprofit shelters and foster-based rescue groups.	ACS ADL ARF Charming Pet Converse AS Homes for Pets Just Add Love Kirby AS Missy's Haven Mystery Dog SAHS SAPA SNIPSA Tracy's Dogs	The community goal is to achieve No-Kill for all Healthy, Treatable, and Adoptable dogs and cats.	Live Releases 11,651 in Q1 11,974 in Q2  23,625 total thru Q2 2016 (3% increase over 2015)  85% of actual intake (27,792)  93% Live Release Rate (based on total outcomes)	Live Releases 10,940 in Q1 11,956 in Q2  22,896 total thru Q2 2015  84% of actual intake (27,218)  91% Live Release Rate (based on total outcomes)	<p style="text-align: center;"><b>Total Community</b></p> <table border="1"> <caption>Total Community Data</caption> <thead> <tr> <th>Year</th> <th>Intake</th> <th>Live Release</th> <th>Euthanasia</th> </tr> </thead> <tbody> <tr> <td>Q2 2010</td> <td>18,000</td> <td>8,000</td> <td>9,000</td> </tr> <tr> <td>Q2 2011</td> <td>20,000</td> <td>10,000</td> <td>9,000</td> </tr> <tr> <td>Q2 2012</td> <td>25,000</td> <td>16,000</td> <td>7,000</td> </tr> <tr> <td>Q2 2013</td> <td>24,000</td> <td>18,000</td> <td>3,000</td> </tr> <tr> <td>Q2 2014</td> <td>26,000</td> <td>22,000</td> <td>2,500</td> </tr> <tr> <td>Q2 2015</td> <td>27,000</td> <td>23,000</td> <td>2,500</td> </tr> <tr> <td>Q2 2016</td> <td>28,000</td> <td>24,000</td> <td>2,000</td> </tr> </tbody> </table>	Year	Intake	Live Release	Euthanasia	Q2 2010	18,000	8,000	9,000	Q2 2011	20,000	10,000	9,000	Q2 2012	25,000	16,000	7,000	Q2 2013	24,000	18,000	3,000	Q2 2014	26,000	22,000	2,500	Q2 2015	27,000	23,000	2,500	Q2 2016	28,000	24,000	2,000
Year	Intake	Live Release	Euthanasia																																			
Q2 2010	18,000	8,000	9,000																																			
Q2 2011	20,000	10,000	9,000																																			
Q2 2012	25,000	16,000	7,000																																			
Q2 2013	24,000	18,000	3,000																																			
Q2 2014	26,000	22,000	2,500																																			
Q2 2015	27,000	23,000	2,500																																			
Q2 2016	28,000	24,000	2,000																																			
<b>Deceased Dog and Cat Pickup</b>	The City of San Antonio Solid Waste Management Dept tracks the number of deceased animals it picks up from city streets (this does not include state and federal highways). This is an indicator of the number of stray and free roaming pets that are on city streets; and the impact of spay/neuter and pet care education programs.	ACS Solid Waste Management	There is no specific goal other than to reduce the number of deceased dogs and cats picked up.	Deceased dogs and cats picked up  5,011 in Q1 5,448 in Q2  10,459 total thru Q2 2016  (7% decrease from 2015)	Deceased dogs and cats picked up  4,808 in Q1 6,459 in Q2  11,267 total thru Q2 2015	<p style="text-align: center;"><b>Deceased Dogs and Cats Picked Up from City Streets</b></p> <table border="1"> <caption>Deceased Dogs and Cats Picked Up from City Streets Data</caption> <thead> <tr> <th>Year</th> <th>Count</th> </tr> </thead> <tbody> <tr> <td>Q2 2010</td> <td>15,500</td> </tr> <tr> <td>Q2 2011</td> <td>14,800</td> </tr> <tr> <td>Q2 2012</td> <td>14,500</td> </tr> <tr> <td>Q2 2013</td> <td>13,500</td> </tr> <tr> <td>Q2 2014</td> <td>12,500</td> </tr> <tr> <td>Q2 2015</td> <td>11,500</td> </tr> <tr> <td>Q2 2016</td> <td>10,500</td> </tr> </tbody> </table>	Year	Count	Q2 2010	15,500	Q2 2011	14,800	Q2 2012	14,500	Q2 2013	13,500	Q2 2014	12,500	Q2 2015	11,500	Q2 2016	10,500																
Year	Count																																					
Q2 2010	15,500																																					
Q2 2011	14,800																																					
Q2 2012	14,500																																					
Q2 2013	13,500																																					
Q2 2014	12,500																																					
Q2 2015	11,500																																					
Q2 2016	10,500																																					

## FINANCIAL SUPPORT STATUS

<b>GRANTS AWARDED (2016)</b>	<b>\$ 116,163</b>	<b>GIFTS RECEIVED (2016)</b>	<b>\$ 8,207</b>
<b>DONOR ADVISED FUNDS</b>	<b>\$ 630</b>	<b>FOUNDATION GRANTS</b>	<b>\$ 0</b>
John Newman Family Charitable Fund		<b>CORPORATE CONTRIBUTIONS</b>	<b>\$ 8,000</b>
<i>Therapy Animals of San Antonio - \$250</i>		<b>INDIVIDUAL CONTRIBUTIONS</b>	<b>\$ 207</b>
Tuleta C. White Advised Fund			
<i>Animal Resource Center dba SpaySA - \$380</i>			
<b>DESIGNATED FUNDS</b>	<b>\$ 33,533</b>	<b>FUTURE COMMITMENTS</b>	<b>\$ 0</b>
Gladys Harborth Animal Resource Center Endowment			
<i>Animal Resource Center (SpaySA) - \$6,795</i>			
Kenneth George Sonntag Trust			
<i>Animal Defense League of Texas - \$26,738</i>			
<b>DISCRETIONARY GRANTS</b>	<b>\$ 82,000</b>		
The Aid to Helpless Animals Trust			
<i>San Antonio Area Foundation</i>			
<i>Animal No-kill Program - \$82,000</i>			



## ADDITIONAL STATUS

### Animal No-Kill Awareness Campaign—*Talk About It!*

The Animal No-Kill program of the San Antonio Area Foundation, *Talk About It!*, is continuing in 2016.

- We continue to produce materials that are used in outreach events and in grassroots activities by animal welfare organizations: adoption and pet care brochures in Spanish and English, bilingual spay/neuter comic books and marketing materials to promote awareness about Care. Adopt. Neuter.
- *Talk About It!* has an active social media campaign with over 10,700 friends and followers on Facebook and Twitter.
- In 2016 through Q2, *Talk About It!* organized or participated in the San Antonio Rampage Pucks and Paws game that resulted in 12 adoptions, San Antonio Stars Hoops and Hounds game that resulted in 12 adoptions, Legend KIA/Mazda event that resulted in 16 adoptions and Texas Public Radio's Silver Solutions.

### Alamo Area Partners for Animal Welfare (AAPAW)

AAPAW is currently focused on supporting and working with its Rescue Members, Citizens, and Partners by offering various resources and programs. Since January 2016, AAPAW has provided:

- 48 heart worm treatment vouchers at \$200 each for a total of \$9,600
- 91 spay/neuter vouchers at \$60 each for a total of \$5,460
- Funding support in the amount of \$4,747 to citizens and rescue members through our Good Samaritan Program. Of this amount, \$3,025 was specifically allocated to assist in a large scale, emergency hoarding case in which many AAPAW rescue members coordinated to provide a safe haven for the animals to recover and be adopted.
- Ginger, pictured at left with a broken leg, is one of the pets that was helped through the Good Samaritan program.



### Transports

Alamo Rescue Friends has conducted three transports in 2016 thru the second quarter. They transported 157 dogs out of state to states where the number of local adopters is greater than the number of dogs available for adoption.

*Sheldon is one of a litter of six puppies who were pulled from Animal Care Services by Alamo Rescue Friends, along with their mom. Sheldon and his siblings traveled on ARF's May transport and are now loving life in New England. As you can see, Sheldon is having an especially good time exploring the beaches of Rhode Island this summer and napping after his adventures. The puppies' mom is heartworm positive so she remained in San Antonio to undergo treatment. Once she completes treatment and is healthy enough to travel, she will follow in her puppies' paw prints and enjoy her own new beginning in New England.*



Tracy's Dogs has conducted six transports in 2016 with a total of 332 dogs adopted.

*TracysDogs rescued Gunner from ACS in early October 2015. He is a strong-willed, tough-minded Australian Terrier with a fantastic disposition (just a bit picky about his friends). Gunner would need an experienced handler and for six months, none appeared. In fact, we didn't receive a single application, until our transport to Jacksonville, FL in April 2016.*

*A young couple in upstate Michigan happened to meet a former adopter of ours at a dog park - their pup was wearing a TracysDogs bandana. The couple instantly logged onto our website to begin their search and found Gunner, who apparently is "The Dog" they've been hoping to find for more than a year! This wonderful couple flew from Detroit to Jacksonville, picked up Gunner, and rented a car to drive the entire family more than 1,000 miles back home to Royal Oak, Michigan.*

*There is a home for every one of our rescue dogs. It just takes patience, some luck; and, apparently, a little shameless bandana promotion doesn't hurt either!*

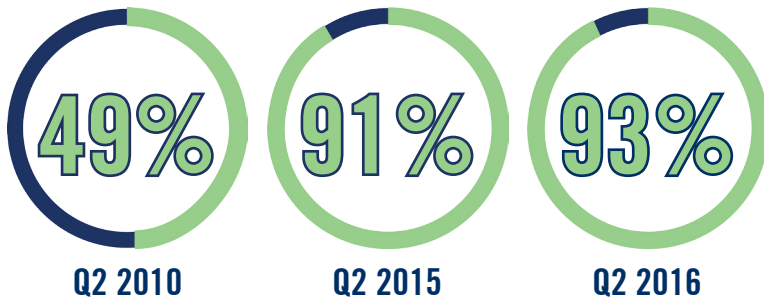


# QUARTER TWO SUMMARY REPORT January-June 2016


TalkAboutItSA.ORG

SAAFDN.ORG/AnimalNoKill

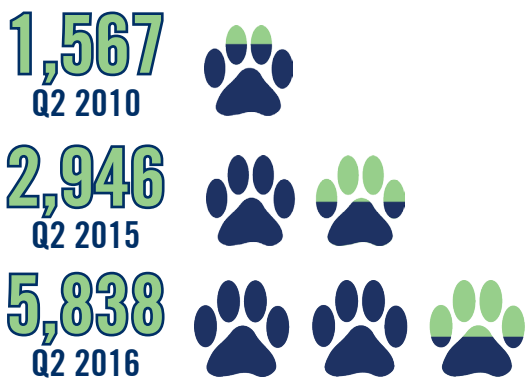
## Total Community Live Release Rate



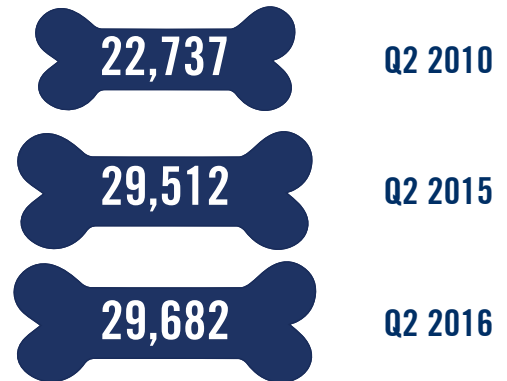
## Total Community Intake



## Feral/Community Cats Sterilized



## Low-Cost and Free Spay/Neuters



## Major Program Elements



Funding for free and low-cost surgeries

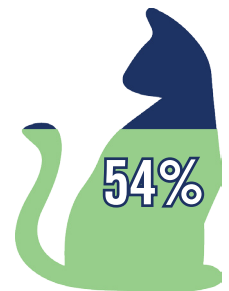


Community education and awareness

The **community goal** is to achieve **no-kill** for **all healthy, treatable, and adoptable** dogs and cats!



38%  
of Q2 2016  
surgeries were  
free



54%  
of all cats sterilized  
in Q2 2016 were  
feral cats

Notes: Q2 2010, 2015, and 2016 represent data collected from January - June of that year. Q2 2010 is the baseline data. The Community Live Release Rate is based on total outcomes.