



SAN ANTONIO AREA FOUNDATION
ANIMAL SERVICES PROGRAM SUMMARY - ACTIVITY AND FINANCIAL REPORT
JANUARY - MARCH 2016

Overview

This document provides an update of community-wide goals for the no-kill effort and grants awarded from Area Foundation funds that help achieve the no-kill goal.

Numeric and percent of intake goals in the 2016 Goal column for Rescue Groups, Comprehensive Adoption Programs, Pet Retention and Compassionate Director are based on actual intake of animals at the Animal Care Services shelter. Numeric goals for Feral Cat TNR Program and High-Volume, Low-Cost Spay/Neuter are based on the total number of sterilizations possible if all clinics were operating at full capacity.

Overview

No Kill Equation Component	2016 Actual YTD	2016 Goal YTD	Percent of Goal Achieved	Increase or Decrease from 2015 YTD
<i>High-Volume, Low-Cost Spay/Neuter</i>	13,973	20,625	68%	Decrease of 362 (3%)
<i>Feral Cat TNR Program</i>	3,601	2,250	160%	Increase of 2,400 (200%)
<i>Rescue Groups</i>	3,466	3,700	94%	Increase of 155 (5%)
<i>Comprehensive Adoption Programs</i>	1,780	1,700	105%	Increase of 161 (10%)
<i>Pet Retention Returns to Owners</i>	1,445	975	148%	Increase of 609 (73%)
<i>Compassionate Director (Total Live Release)</i>	6,691	6,375	105%	Increase of 925 (16%)
<i>Intake at Animal Care Services</i>	7,671	7,500	102%	Increase of 854 (13%)
<i>Total Community Live Release</i>	11,651			Increase of 786 (7%)
<i>Total Community Intake</i>	13,091			Increase of 883 (7%)
<i>Deceased Dog and Cat Pickup</i>	5,011			Increase of 203 (4%)

NO KILL EQUATION STATUS

No Kill Equation Component	Program (s)	Agencies	2016 Goal	2016 Actual	2015 Actual	Actions Required to Achieve Goals
High-Volume, Low-Cost Spay/Neuter	Free and low-cost surgeries. Community Education and Awareness Campaign.	ACS ADL HCAL Petco Clinic SAHS SNAP SNIPSA SPAYSA	20,625 sterilizations per quarter based on all high-volume clinics working at full capacity. 82,500 Goal in 2016 (reduced from last year's goal)	13,973 in Q1 (3% decrease from 2015) 13,973 Total thru Q1 2016 (40% were free) 68% of Q1 2016 goal	14,335 in Q1 14,335 Total thru Q1 2015 (31% were free) 68% of Q1 2015 goal	<ul style="list-style-type: none"> Eliminate no shows in clinics to reach full capacity (84,500). Ongoing Pursue PR and Awareness campaign. Ongoing Implement MASH Clinic Spay Days. Done Implement Vet and Vet Tech training to expand number of qualified personnel. Develop additional capacity to Spay/Neuter 100,000 animals annually to achieve zero stray population growth. In-progress
Feral Cat TNR Program	Feral Cat promotional events. Free and low-cost surgeries.	SA Feral Cat Coalition Best Friends ACS ADL HCAL Petco Clinic SAHS SNAP SPAY SA	2,250 sterilizations per quarter 9,000 Goal in 2016 (same as last year)	3,601 in Q1 (200% increase over 2015) 3,601 Total thru Q1 2016 (65% of all cats) 160% of Q1 2016 goal	1,201 in Q1 1,192 Total thru Q1 2015 (22% of all cats) 53% of Q1 2015 goal	<ul style="list-style-type: none"> Develop capacity to Spay/Neuter 9,000 feral cats annually. In Progress Recruit citizens to manage cat colonies. Ongoing Develop a network of participating clinics.

No Kill Equation Component	Program (s)	Agencies	2016 Goal	2016 Actual	2015 Actual	Actions Required to Achieve Goals
Rescue Groups	Transfer to Rescue Program. Note: These numbers include community cats Trapped, Neutered and Released (TNR).	ACS Rescue Groups	3,700 transfers to rescue and TNRs quarterly. 14,800 Goal in 2016 (increase from last year's goal of 14,600) 49% of <u>projected</u> intake goal	3,466 in Q1 (5% increase over 2015) 3,466 Total thru Q1 2016 (94% of Q1 2016 goal) 46% of <u>actual</u> intake	3,311 in Q1 3,311 Total thru Q1 2015 (91% of Q1 2015 goal) 49% of <u>actual</u> intake	<ul style="list-style-type: none"> • Simplify process and make supporting rescue a priority at ACS. Done • Increase capacity in rescue community. In Progress • Develop Long Distance Transport process. On-going
Comprehensive Adoption Programs	On-site and Off-site Adoption Program at ACS.	ACS	1,700 adoptions each quarter. 6,800 Goal for 2016 (increase from last year's goal of 6,200) 23% of intake goal	1,780 in Q1 (10% increase over 2015) 1,780 Total thru Q1 2016 (105% of Q1 2016 goal) 23% of actual intake	1,619 in Q1 1,619 Total thru Q1 2015 (104% of Q1 2015 goal) 21% of actual intake	<ul style="list-style-type: none"> • Conduct multiple off-site adoptions per month. Ongoing • Organize more weekend adoption events for rescue groups and foster homes. Ongoing • Purchase and deploy Adoption vehicles. Done • Develop PR opportunities for Adoption Events. Ongoing

No Kill Equation Component	Program (s)	Agencies	2016 Goal	2016 Actual	2015 Actual	Actions Required to Achieve Goals
Pet Retention	Return to Owner Program. Owner Surrender Reduction Program at ACS. Community Education Programs. Licensing and Microchip Registration Program.	ACS ADL SAHS SAPA	975 returns to owners each quarter. 3,900 Goal in 2016 (increase from last year's goal of 2,400) 13% of <u>projected</u> intake	1,445 in Q1 (73% increase over 2015) 1,445 Total thru Q1 (148% of Q1 2016 goal) 19% of <u>actual</u> intake	836 in Q1 836 Total thru Q1 (139% of Q1 2015 goal) 12% of <u>actual</u> intake	<ul style="list-style-type: none"> • ACOs to look up and return lost pets in the field. Ongoing • San Antonio Humane Society and San Antonio Pets Alive! programs to address Owner Surrender that seek solutions so that owners can keep their pets. Ongoing • Community Responsible Pet Ownership oriented events. Ongoing
Foster Care	Foster Care Program at ACS.	ACS	750 foster placements each quarter. 3,000 Goal in 2016. 10% of <u>projected</u> intake	280 dogs and cats placed in foster care in Q1 2016 280 Total thru Q1 (56% of Q1 2016 goal) 4% of actual intake	217 dogs and cats placed in foster care in Q1 2015 217 Total thru Q1 (30% of Q1 2015 goal) 3% of actual intake	<ul style="list-style-type: none"> • Develop and present regular foster orientation classes. Ongoing • Develop and present support training classes for foster parents (bottle babies, pet first aid, etc.) Ongoing • Continue to grow the foster care program. Ongoing

No Kill Equation Component	Program (s)	Agencies	2016 Goal	2016 Actual	2015 Actual	Actions Required to Achieve Goals
Medical and Behavior Rehabilitation	<p>Medical and Behavior Rehabilitation Program.</p> <p>Rescue Capacity for Rehabilitation Program.</p> <p>Note: We do not have statistics on the number of animals adopted after medical and behavioral rehabilitation.</p>	ACS Rescue Groups		<p>1,021 in Q1</p> <p>Treatable and unhealthy dogs and cats live release.</p> <p>1,021 thru Q1 2016</p> <p>15% of total live release 55% of treatable and unhealthy intake</p>	<p>695 in Q1</p> <p>Treatable and unhealthy dogs and cats live release.</p> <p>695 thru Q1 2015</p> <p>12% of total live release 42% of treatable and unhealthy intake</p>	<ul style="list-style-type: none"> • Develop a medical and behavior rehabilitation program. • Develop tracking mechanism to measure impact of the rehabilitation program. • Increase rescue capacity for rehabilitation.
Public Relations/ Community Involvement	<p>Animal No-kill Fundraising program</p> <p>No-kill related grants from San Antonio Area Foundation</p>	<p>Consortium of Partners</p> <p>San Antonio Area Foundation</p>		<p>\$0 raised in Q1 (0 gifts)</p> <p>\$0 raised thru Q1 2016 (0 gifts)</p> <p>\$113,867 awarded thru Q1 2016 (5 grants)</p>	<p>\$43 raised in Q1 (1 gift)</p> <p>\$43 raised thru Q1 2015 (1 gift)</p> <p>\$5,454 awarded thru Q1 2015 (2 grants)</p>	<ul style="list-style-type: none"> • See detailed breakdown on Page 8.

No Kill Equation Component	Program (s)	Agencies	2016 Goal	2016 Actual	2015 Actual	Actions Required to Achieve Goals																																
Compassionate Director	Set goals for Live Release and challenge staff to meet them: 30,000 Intake 25,500 Live Releases in 2016 (85% LRR) <ul style="list-style-type: none"> • 6,800 Adoptions • 13,850 Transfers to Rescue • 3,900 Returns to Owners • 950 TNRs 	ACS	6,375 animals released live each quarter. 25,500 Goal in 2016 (increase from last year's goal of 23,200) 85% of <u>projected</u> intake	6,691 live releases in Q1 (16% increase over 2015) 6,691 Total thru Q1 2016 (105% of 2016 goal) 88% of <u>actual</u> intake 88% of Healthy & Treatable dogs and cats	5,766 live releases in Q1 5,766 total thru Q1 2015 (99% of 2015 goal) 85% of <u>actual</u> intake 86% of Healthy & Treatable dogs and cats	<ul style="list-style-type: none"> • Document policies and procedures and train staff. • Develop programs to promote an atmosphere and culture of Live Release. • Maintain high level of candid communication and transparency with the community. 																																
Intake and Summary Notes	No-kill is defined as the live release of all healthy, treatable and adoptable dogs and cats. Using medical and behavioral standards defined by all San Antonio shelters, 4% of the animals that enter the ACS shelter were categorized as "unhealthy and untreatable" in 2015. 96% of the animals brought into the shelter were healthy, treatable, and adoptable. This is an 11% increase over 2014.		The numeric and percent of intake goals are based on 2016 <u>projected</u> intake and live release goals. 30,000 Goal in 2016 (increase from last year's goal of 29,000)	The percent of intake figures are based on <u>actual</u> intake in 2016. <u>7,671</u> in Q1 (13% increase over 2015) 7,671 total thru Q1 2016 (102% of 2016 goal) Actual Healthy and Treatable Intake was 98% in 2016 thru Q1	Actual Intake in Calendar 2015: <u>30,225</u> <u>6,817</u> in Q1 6,817 total thru Q1 2015 (94% of 2015 goal) Actual Healthy and Treatable Intake was 96% in 2015 thru Q1	<table border="1"> <caption>ACS Only - Intake, Live Release, and Euthanasia (Q1 2010 - Q1 2016)</caption> <thead> <tr> <th>Quarter</th> <th>Intake</th> <th>Live Release</th> <th>Euthanasia</th> </tr> </thead> <tbody> <tr> <td>Q1 2010</td> <td>5,000</td> <td>1,500</td> <td>3,500</td> </tr> <tr> <td>Q1 2011</td> <td>6,500</td> <td>2,000</td> <td>4,500</td> </tr> <tr> <td>Q1 2012</td> <td>8,000</td> <td>5,000</td> <td>3,000</td> </tr> <tr> <td>Q1 2013</td> <td>6,800</td> <td>5,000</td> <td>1,800</td> </tr> <tr> <td>Q1 2014</td> <td>6,500</td> <td>5,200</td> <td>1,300</td> </tr> <tr> <td>Q1 2015</td> <td>6,800</td> <td>5,800</td> <td>1,000</td> </tr> <tr> <td>Q1 2016</td> <td>7,600</td> <td>6,800</td> <td>800</td> </tr> </tbody> </table>	Quarter	Intake	Live Release	Euthanasia	Q1 2010	5,000	1,500	3,500	Q1 2011	6,500	2,000	4,500	Q1 2012	8,000	5,000	3,000	Q1 2013	6,800	5,000	1,800	Q1 2014	6,500	5,200	1,300	Q1 2015	6,800	5,800	1,000	Q1 2016	7,600	6,800	800
Quarter	Intake	Live Release	Euthanasia																																			
Q1 2010	5,000	1,500	3,500																																			
Q1 2011	6,500	2,000	4,500																																			
Q1 2012	8,000	5,000	3,000																																			
Q1 2013	6,800	5,000	1,800																																			
Q1 2014	6,500	5,200	1,300																																			
Q1 2015	6,800	5,800	1,000																																			
Q1 2016	7,600	6,800	800																																			

No Kill Equation Component	Program (s)	Agencies	2016 Goal	2016 Actual	2015 Actual	Actions Required to Achieve Goals																																
San Antonio Community Live Release	Live release from the San Antonio adoption and rescue community, including ACS. This total includes municipal and nonprofit shelters and foster-based rescue groups.	ACS ADL ARF Charming Pet Converse AS Homes for Pets Just Add Love Kirby AS Missy's Haven Mystery Dog SAHS SAPA SNIPSA Tracy's Dogs	The community goal is to achieve No-Kill for all Healthy, Treatable, and Adoptable dogs and cats.	11,651 live releases in Q1 (7% increase over 2015) 11,651 total thru Q1 2016 89% of actual intake (13,091) 93% Live Release Rate (based on total outcomes)	10,865 live releases in Q1 10,865 total thru Q1 2015 89% of actual intake (12,208) 87% Live Release Rate (based on total outcomes)	<p style="text-align: center;">Total Community</p> <table border="1"> <caption>Total Community Data</caption> <thead> <tr> <th>Quarter</th> <th>Intake</th> <th>Live Release</th> <th>Euthanasia</th> </tr> </thead> <tbody> <tr> <td>Q1 2010</td> <td>8,800</td> <td>4,000</td> <td>4,500</td> </tr> <tr> <td>Q1 2011</td> <td>9,800</td> <td>5,000</td> <td>4,500</td> </tr> <tr> <td>Q1 2012</td> <td>10,800</td> <td>7,500</td> <td>2,500</td> </tr> <tr> <td>Q1 2013</td> <td>11,000</td> <td>9,000</td> <td>1,500</td> </tr> <tr> <td>Q1 2014</td> <td>11,800</td> <td>10,000</td> <td>1,200</td> </tr> <tr> <td>Q1 2015</td> <td>12,208</td> <td>10,865</td> <td>1,100</td> </tr> <tr> <td>Q1 2016</td> <td>13,091</td> <td>11,651</td> <td>1,000</td> </tr> </tbody> </table>	Quarter	Intake	Live Release	Euthanasia	Q1 2010	8,800	4,000	4,500	Q1 2011	9,800	5,000	4,500	Q1 2012	10,800	7,500	2,500	Q1 2013	11,000	9,000	1,500	Q1 2014	11,800	10,000	1,200	Q1 2015	12,208	10,865	1,100	Q1 2016	13,091	11,651	1,000
Quarter	Intake	Live Release	Euthanasia																																			
Q1 2010	8,800	4,000	4,500																																			
Q1 2011	9,800	5,000	4,500																																			
Q1 2012	10,800	7,500	2,500																																			
Q1 2013	11,000	9,000	1,500																																			
Q1 2014	11,800	10,000	1,200																																			
Q1 2015	12,208	10,865	1,100																																			
Q1 2016	13,091	11,651	1,000																																			
Deceased Dog and Cat Pickup	The City of San Antonio Solid Waste Management Dept tracks the number of deceased animals it picks up from city streets (this does not include state and federal highways). This is an indicator of the number of stray and free roaming pets that are on city streets; and the impact of spay/neuter and pet care education programs.	ACS Solid Waste Management	There is no specific goal other than to reduce the number of deceased dogs and cats picked up.	5,011 deceased dogs and cats picked up in Q1 2016 (4% increase over 2015) 5,011 total thru Q1 2016	4,808 deceased dogs and cats picked up in Q1 2015 4,808 total thru Q1 2015	<p style="text-align: center;">Deceased Dogs and Cats Picked Up from City Streets</p> <table border="1"> <caption>Deceased Dogs and Cats Picked Up from City Streets Data</caption> <thead> <tr> <th>Quarter</th> <th>Count</th> </tr> </thead> <tbody> <tr> <td>Q1 2010</td> <td>6,800</td> </tr> <tr> <td>Q1 2011</td> <td>6,500</td> </tr> <tr> <td>Q1 2012</td> <td>6,500</td> </tr> <tr> <td>Q1 2013</td> <td>6,200</td> </tr> <tr> <td>Q1 2014</td> <td>5,200</td> </tr> <tr> <td>Q1 2015</td> <td>4,808</td> </tr> <tr> <td>Q1 2016</td> <td>5,011</td> </tr> </tbody> </table>	Quarter	Count	Q1 2010	6,800	Q1 2011	6,500	Q1 2012	6,500	Q1 2013	6,200	Q1 2014	5,200	Q1 2015	4,808	Q1 2016	5,011																
Quarter	Count																																					
Q1 2010	6,800																																					
Q1 2011	6,500																																					
Q1 2012	6,500																																					
Q1 2013	6,200																																					
Q1 2014	5,200																																					
Q1 2015	4,808																																					
Q1 2016	5,011																																					

FINANCIAL SUPPORT STATUS

GRANTS AWARDED (2016)	\$ 113,867
<hr/>	
DONOR ADVISED FUNDS	\$ 28,022
John Newman Family Charitable Fund <i>Brackenridge Park Conservancy - \$1,000</i>	
Kenneth George Sonntag Trust <i>Animal Defense League of Texas - \$26,738</i>	
Tuleta C. White Advised Fund <i>Animal Resource Center dba SpaySA - \$284</i>	
DESIGNATED FUNDS	\$ 3,845
Gladys Harborth Animal Resource Center Endowment <i>Animal Resource Center (SpaySA) - \$3,845</i>	
DISCRETIONARY GRANTS	\$ 82,000
The Aid to Helpless Animals Trust <i>San Antonio Area Foundation</i> <i>Animal No-kill Program - \$82,000</i>	

ADDITIONAL STATUS

Animal No-Kill Awareness Campaign—*Talk About It!*

The Animal No-Kill program of the San Antonio Area Foundation, *Talk About It!*, is continuing in 2016.

- We continue to produce materials that are used in outreach events and in grassroots activities by animal welfare organizations: adoption and pet care brochures in Spanish and English, bilingual spay/neuter comic books and marketing materials to promote awareness about Care. Adopt. Neuter.
- *Talk About It!* has an active social media campaign with over 10,500 friends and followers on Facebook and Twitter.
- During Q1 2016, *Talk About It!* organized and participated in the San Antonio Rampage Pucks and Paws game that resulted in 12 adoptions.

Alamo Area Partners for Animal Welfare (AAPAW)




AAPAW did not have any adoption events in Q1 2016, but were active in the rescue arena. They provided 8 spay/neuters and 28 heartworm treatments, and assisted (with both time and funds) in 2 rescue efforts with “good Samaritans” who found injured animals, got them medical care, and either adopted them or got them into rescue.

Transports

Alamo Rescue Friends conducted one transport in the first quarter. They transported 52 dogs out of state to states where the number of local adopters is greater than the number of dogs available for adoption.

Alamo Rescue Friends rescued Pete in October of 2015. He spent several months in foster care while he underwent treatment for mange. Finally in February 2016, Pete was healthy and ready to travel to New England! His new family includes another ARF dog, Casey, who traveled with Alamo Rescue Friends back in 2011. As you can see from the photo, Pete is really digging life in New Hampshire!



Tracy's Dogs conducted five transports in the first quarter with a total of 143 dogs adopted.



From Rescue Dog to Service Dog

Jackie was a stray from streets of San Antonio, picked up in early December 2015. As fate would have it, Jackie would become the one who ultimately saved a life.

A family in Savannah GA has a young daughter with autism, and therefore their search for a dog was very specific. This family needed a kind, gentle, understanding, patient, and lovable pup. Instantly TracysDogs knew we had the perfect match at our rescue... it was Jackie.

Mom tells us that Jackie and the little girl are now inseparable; sleeping, playing, and just hanging out together.

After just one month, mom and dad were in tears telling us how much improved their daughter's condition is just having Jackie at their daughter's side. She is perfect for their family, and is even starting to recognize and alert to signs of seizure in the little girl. Jackie will begin training as a service dog soon, but it sounds like she's well on her way already.



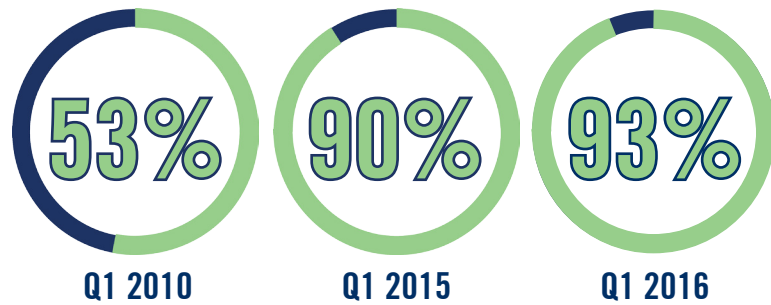


QUARTER ONE SUMMARY REPORT January-March 2016

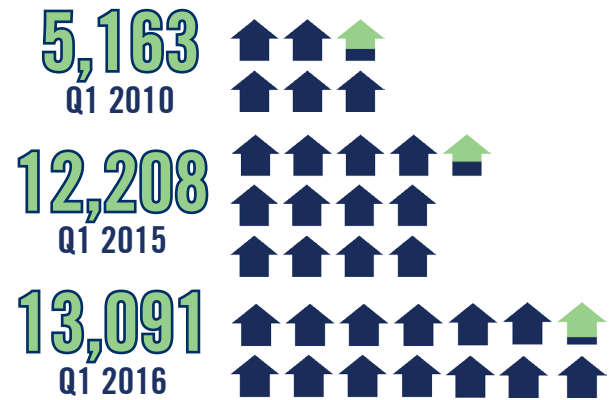
TalkAboutItSA.ORG

SAAFDN.ORG/AnimalNoKill


Total Community Live Release Rate



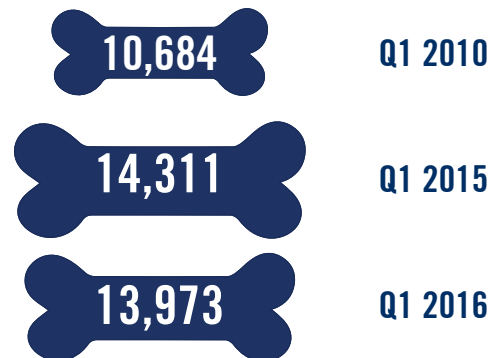
Total Community Intake



Feral/Community Cats Sterilized



Low-Cost and Free Spay/Neuters



Major Program Elements




Funding for free and low-cost surgeries

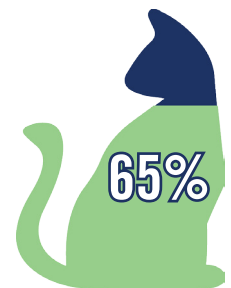


Community education and awareness

The **community goal** is to achieve **no-kill** for **all healthy, treatable, and adoptable** dogs and cats!



of Q1 2016 surgeries were free



of all cats sterilized in Q1 2016 were feral cats

Notes: Q1 2010, 2015, and 2016 represent data collected from January - March of that year. Q1 2010 is the baseline data. The Community Live Release Rate is based on total outcomes.